



# Catalogo Accessori Accessories Line

---

**2022**

# SOLLEVATORI A COLONNA

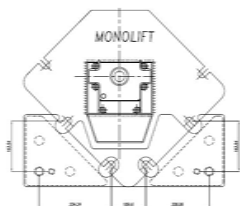
## *COLUMN LIFTS*





# SOLLEVATORI A COLONNA | COLUMN LIFTS




## MONOLIFT1200





### P.N. B136025



-  Contropiastra stabilizzatrice
-  Load distribution plate




### P.N. V1138



-  Kit forche L=230 mm minitrattoni 2 pz.
-  Fork kit L=230 mm minitrattoni 2 pcs.


### P.N. V1137

-  Kit forche L=340 mm minitrattoni 2 pz.
-  Fork kit L=340 mm minitrattoni 2 pcs.





### P.N. V1139

-  Traversa
-  Cross beam





### P.N. V1129

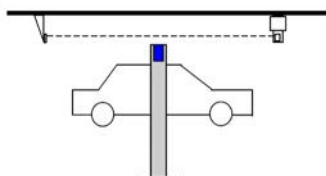
-  Kit rampe trasversali 4 pz.
-  Ramp cross-beams kit 4 pcs.

## 300S





### P.N. B0931

-  Kit energy
-  Energy kit





### P.N. L1279



-  Kit fotocellula a soffitto
-  Ceiling photocell kit



### P.N. L1357

-  Kit comandi aggiuntivi su colonna libera
-  Free post additional controls kit

### P.N. L987

-  Kit 4 bracci completi piattello regolabile 'clicksystem'-OPTIONALS PER INSTALLAZIONI ESISTENTI
-  Kit of 4 arms with adjustable pads 'click system'-OPTIONALS FOR EXISTING INSTALLATIONS



# SOLLEVATORI A COLONNA | COLUMN LIFTS



280A





**P.N. L1357**

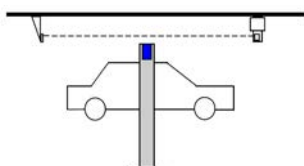
-  Kit comandi aggiuntivi su colonna libera
-  Free post additional controls kit





**P.N. B0931**

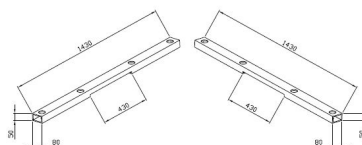
-  Kit energy
-  Energy kit

254S/4





**P.N. L1279**

-  Kit fotocellula a soffitto
-  Ceiling photocell kit





**P.N. L1390**

-  Kit traverse stabilizzatrici
-  Stabilising Cross beams kit



**P.N. L962**


-  Kit 4 bracci completi piattello regolabile'click system'-OPTIONALS PER INSTALLAZIONI ESISTENTI


-  Kit of 4 arms with adjustable pads 'click system'-OPTIONALS FOR EXISTING INSTALLATIONS

254BF



**P.N. L962**



-  Kit 4 bracci completi piattello regolabile'click system'-OPTIONALS PER INSTALLAZIONI ESISTENTI

-  Kit of 4 arms with adjustable pads 'click system'-OPTIONALS FOR EXISTING INSTALLATIONS

301





**P.N. L1357**

-  Kit comandi aggiuntivi su colonna libera
-  Free post additional controls kit



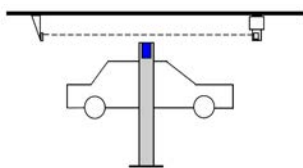
**P.N. B0931**

-  Kit energy
-  Energy kit

# SOLLEVATORI A COLONNA | COLUMN LIFTS



**305S**



**P.N. L1279**

- Kit fotocellula a soffitto
- Ceiling photocell kit

**305S-305S/BL**



**P.N. L1357**

- Kit comandi aggiuntivi su colonna libera
- Free post additional controls kit

## Elettromeccanici senza base

**P.N. B0806**

- Prolunga cavo sincronismo 4mt
- Free post additional controls kit

**208I**

**P.N. T903**

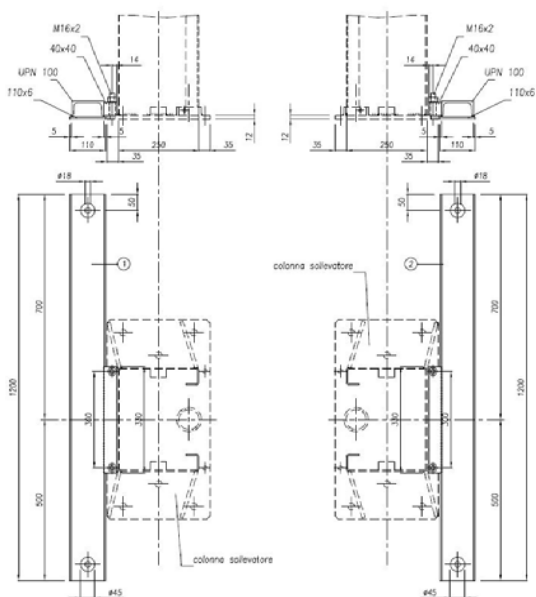
- Kit prolunghe colonna +600-OPTIONALS PER INSTALLAZIONI ESISTENTI
- Post extension kit +600-OPTIONALS FOR EXISTING INSTALLATIONS

**P.N. T905**

- Kit prolunghe colonna +900-OPTIONALS PER INSTALLAZIONI ESISTENTI
- Post extension kit +900-OPTIONALS FOR EXISTING INSTALLATIONS

**P.N. T909**

- Kit prolunghe colonna +1500-OPTIONALS PER INSTALLAZIONI ESISTENTI
- Post extension kit +1500-OPTIONALS FOR EXISTING INSTALLATIONS



**P.N. T10501**

- Kit trave stabilizzatrici
- Stabilising Cross beams kit

**P.N. L1008**

- Kit bracci click system-OPTIONALS PER INSTALLAZIONI ESISTENTI
- Click system arms kit-OPTIONALS FOR EXISTING INSTALLATIONS

# SOLLEVATORI A COLONNA | COLUMN LIFTS



2081/5L

## P.N. T935

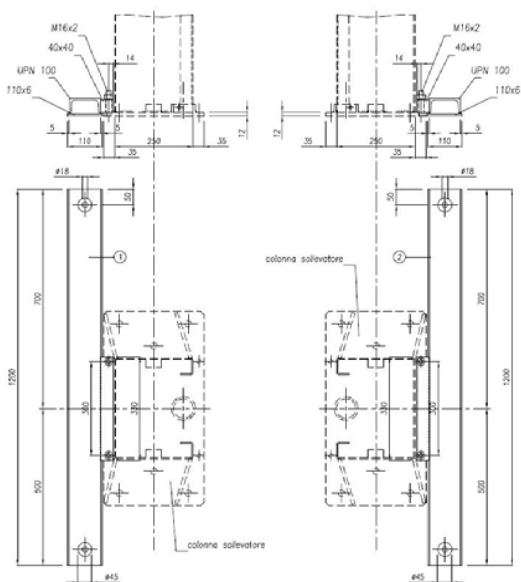
🇮🇹 Kit prolunghe colonna +600-OPTIONALS PER INSTALLAZIONI ESISTENTI

🇬🇧 Post extension kit +600-OPTIONALS FOR EXISTING INSTALLATIONS

## P.N. T919

🇮🇹 Kit prolunghe colonna +1500-OPTIONALS PER INSTALLAZIONI ESISTENTI

🇬🇧 Post extension kit +1500-OPTIONALS FOR EXISTING INSTALLATIONS



## P.N. T10501

🇮🇹 Kit traverse stabilizzatrici

🇬🇧 Stabilising Cross beams kit

## P.N. L1009

🇮🇹 Kit bracci click system-OPTIONALS PER INSTALLAZIONI ESISTENTI

🇬🇧 Click system arms kit-OPTIONALS FOR EXISTING INSTALLATIONS

## P.N. L966

🇮🇹 Kit bracci click system-OPTIONALS PER INSTALLAZIONI ESISTENTI

🇬🇧 Click system arms kit-OPTIONALS FOR EXISTING INSTALLATIONS


# SOLLEVATORI A COLONNA | COLUMN LIFTS




## PER SOLLEVATORI A 2 COLONNE - FOR 2 COLUMN LIFTS




### P.N. L956


 SERIE 4 PROLUNGHE PER FURGO-  
NI h=60 mm

 SET OF 4 EXTENSIONS FOR VANS  
h=60 mm




### P.N. L953


 SERIE 4 PROLUNGHE PER  
FURGONI h=100 mm

 SET OF 4 EXTENSIONS FOR  
VANS h=100 mm




### P.N. L954


 SERIE 4 PROLUNGHE PER FURGONI  
h=170 mm


 SET OF 4 EXTENSIONS FOR VANS  
h=170 mm




### P.N. L955


 SERIE 4 PROLUNGHE PER FURGO-  
NI h=250 mm


 SET OF 4 EXTENSIONS FOR VANS  
h=250 mm




### P.N. L963


 Kit piattello ad "U" (4 pz.)

 "U" pad kit (4 pcs.)




### P.N. L1315


 Kit piattello ad "V" (4 pz.)

 "V" pad kit (4 pcs.)




### P.N. L1332


 Kit piattello con piolo (4 pz.)

 Pad with pin kit (4 pcs.)



### P.N. L1280


 Supporto per prolunghe

 Extension bracket

## PER SOLLEVATORI A 2 COLONNE IDRAULICI - FOR 2 COLUMN LIFTS




### P.N. L1358


 Kit comandi aggiuntivi su colonna  
libera


 Free post additional controls kit




### P.N. V0164


 Kit piatti rotanti meccanici assetto  
MOT

 MOT wheel alignment mechanical  
turntable kit





### P.N. V0231

 Kit piatti rotanti meccanici assetto  
MOT INOX 443


 MOT wheel alignment mechanical  
turntable kit, stainless steel 443


### P.N. V0247

 Kit piatti rotanti meccanici assetto  
MOT INOX 450

 MOT wheel alignment mechanical  
turntable kit, stainless steel 450

### P.N. T1057

 Kit carter copertura centralina

 Control unit cover guard kit


# SOLLEVATORI A COLONNA | COLUMN LIFTS




45OLT-ATLT 24V


450 3DB 24V


## P.N. T1031

 Kit illuminazione LED

 LED illumination kit


## P.N. T1034


 Kit illuminazione

 Illumination kit


460-480


## P.N. T1055

 Kit illuminazione LED


 LED illumination kit


## P.N. T1027

 Kit rampe di salita ( 2 pz ) = L 1500


 Drive-on ramp kit (2 pcs.) = L 1500 mm


## P.N. T1021

 Kit rampe di salita RINFORZATE ( 2 pz ) =1000mm

 REINFORCED drive-on ramp kit (2 pcs.) = 1000 mm


## P.N. T1022


 Kit rampe corte ( 2 pz )

 Short ramp kit (2 pcs.)


412


## P.N. T1033

 Kit illuminazione


 Illumination kit


## P.N. T1027

 Kit rampe di salita ( 2 pz ) = L 1500


 Drive-on ramp kit (2 pcs.) = L 1500 mm


## P.N. T1021

 Kit rampe di salita RINFORZATE ( 2 pz ) =1000mm


 REINFORCED drive-on ramp kit (2 pcs.) = 1000 mm


## P.N. T1022

 Kit rampe corte ( 2 pz )


 Short ramp kit (2 pcs.)


## P.N. T1023

 Kit rampe di salita ( 2 pz ) = L 1500

 Drive-on ramp kit (2 pcs.) = L 1500 mm

## P.N. T1027

 Kit rampe di salita ( 2 pz ) = L 1500

 Drive-on ramp kit (2 pcs.) = L 1500 mm





# SOLLEVATORI A COLONNA | COLUMN LIFTS




## 430BL


### P.N. T907

 Kit coperture per incavi anteriori (utilizzo con V0164)


 Covering kit for the front recesses (used with V0164)


### P.N. T977

 Kit adattatori assetto ruote (utilizzo con V0164)

 Wheel alignment adapter kit (used with V0164)

### P.N. T969


 Kit adattatori per incavi anteriori (utilizzo con V0164)

 Adapter kit for the front recesses (used with V0164)

## 430MOT


## 450AT


### P.N. T977

 Kit adattatori assetto ruote (utilizzo con V0164)

 Wheel alignment adapter kit (used with V0164)

### P.N. T970


 Kit adattatori per incavi anteriori (utilizzo con V0164)


 Adapter kit for the front recesses (used with V0164)

## 450MOT


## 450JCB


### P.N. T979

 Kit coperture per incavi anteriori


 Covering kit for the front recesses


### P.N. T977

 Kit adattatori assetto ruote (utilizzo con V0164)

 Wheel alignment adapter kit (used with V0164)

### P.N. T980


 Kit coperture per incavi anteriori


 Covering kit for the front recesses

## 450 3D


## MOT


### P.N. T1026

 Kit rampe corte ( 2 pz )


 Short ramp kit ( 2 pcs. )


### P.N. T1020

 Kit rampe corte ( 2 pz )

 Short ramp kit ( 2 pcs. )

### P.N. V1114

 Dispositivo per pedale freno

 Brake pedal device




# SOLLEVATORI A COLONNA | COLUMN LIFTS


---




PER SOLLEVATORI A 4 COLONNE IDRAULICI - FOR 4 COLUMN LIFTS


## P.N. T1030

 Kit illuminazione LED 24V


 LED illumination kit 24V

## P.N. T1051

 Kit rampe di salita ( 2 pz ) = 800mm

 Drive-on ramp kit (2 pcs.) = 800 mm

## P.N. T1019

 Kit rampe di salita ( 2 pz ) = 1000mm

 Drive-on ramp kit (2 pcs.) = 1000 mm


# SOLLEVATORI A COLONNA | COLUMN LIFTS




## COLONNE MOBILI - MOBILE COLUMNS





### P.N. LT942

 Kit riduzione ruote furgoni 700-500  
(per 2 colonne)


 Van wheels reduction kit 700-500  
(for 2 posts)


### P.N. LT943

 Kit riduzione ruote furgoni 800-700  
(per 2 colonne)


 Van wheels reduction kit 800-700  
(for 2 posts)


### P.N. LT944

 Kit riduzione ruote furgoni 900-800  
(per 2 colonne)


 Van wheels reduction kit 900-800  
(for 2 posts)


### P.N. LT916

 Kit riduzione ruote furgoni 700-500  
(per 4 colonne)


 Van wheels reduction kit 700-500  
(for 4 posts)


### P.N. LT915

 Kit riduzione ruote furgoni 800-700  
(per 4 colonne)


 Van wheels reduction kit 800-700  
(for 4 posts)


### P.N. LT936

 Kit riduzione ruote furgoni 800-700  
( per 4 colonne) LT100


 Van wheels reduction kit 800-700  
(for 4 posts) LT100


### P.N. LT919

 Kit riduzione ruote furgoni 900-800  
(per 4 colonne)


 Van wheels reduction kit 900-800  
(for 4 posts)


### P.N. LT924

 Kit riduzione ruote furgoni 700-500  
(per 6 colonne)


 Van wheels reduction kit 700-500  
(for 6 posts)


### P.N. LT925

 Kit riduzione ruote furgoni 800-700  
(per 6 colonne)


 Van wheels reduction kit 800-700  
(for 6 posts)


### P.N. LT937

 Kit riduzione ruote furgoni 800-700  
( per 6 colonne)LT100


 Van wheels reduction kit 800-700  
(for 6 posts) LT100


### P.N. LT926

 Kit riduzione ruote furgoni 900-800  
(per 6 colonne)


 Van wheels reduction kit 900-800  
(for 6 posts)


### P.N. LT930

 Kit riduzione lunghe ruote furgoni  
800-700 (per 4 colonne)


 Van wheels long reduction kit  
800-700 (for 4 posts)


### P.N. LT931

 Kit riduzione lunghe ruote furgoni  
800-700(per 6 colonne)

 Van wheels long reduction kit  
800-700 (for 6 posts)


### P.N. D2157


 Kit prolunga cavo 12 mt

 Extension cord kit 12 m



### P.N. B6418

 Connettore chiusura

 Closing connector




# SOLLEVATORI A COLONNA | COLUMN LIFTS




## COLONNE MOBILI - MOBILE COLUMNS




### P.N. LT920


 Traversa libera ruote, portata 15 tons

 Free wheel Cross beam, capacity 15 tons




### P.N. LT922


 Traversa rimorchi 10 tons

 Trailer Cross beam, 10 tons




### P.N. LT917


 Colonna di sostegno per autocarri portata 7,5 tons h=130/205cm

 Support stand for trucks capacity 7.5 tons h=130-205 cm





### P.N. LT932

 Colonna di sostegno per autocarri portata 10 tons h=140/206cm

 Support stand for trucks capacity 10 tons h=140-206 cm


### P.N. LT921


 Segnalatore luminoso lampeggiante

 Flashing signal light



### P.N. LT940

 Kit rampe muletti LTW55-LTW75

 Fork-lift ramp kit LTW55-LTW75

# SOLLEVATORI A FORBICE

*SCISSOR LIFTS*





# SOLLEVATORI A FORBICE | SCISSOR LIFTS

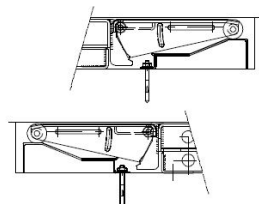


## SRM





### P.N. L1274

-  Kit telaio ad incasso
-  In-ground frame kit





### P.N. L1484



-  Kit scivoli per incasso (4 pz.)
-  In-ground ramp roll-off kit (4 pcs.)





### P.N. L14491

-  Kit rampe ausiliarie per veicoli bassi (4 pz)
-  Auxiliary ramps kit for low vehicles (4 pcs.) Cross beam



### P.N. L1174

-  Prolunghe per tubi idraulici (2 mt.) installazione incasso
-  Extensions for hydraulic hoses (2 m) in-ground installation

### P.N. L1139

-  Prolunghe per tubi idraulici (2 mt.) installazione pavimento
-  Extensions for hydraulic hoses (2 m) above-ground installation



### P.N. L1489

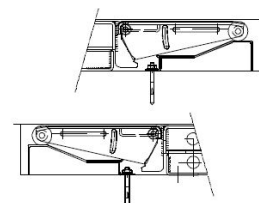
-  Kit Carter A Pavim.srm Zb '18
-  Above-Ground Guard Kit Srm

## SRE





### P.N. L1274

-  Kit telaio ad incasso
-  In-ground frame kit





### P.N. L1484



-  Kit scivoli per incasso (4 pz.)
-  In-ground ramp roll-off kit (4 pcs.)





### P.N. L14491

-  Kit rampe ausiliarie per veicoli bassi (4 pz)
-  Auxiliary ramps kit for low vehicles (4 pcs.) Cross beam

### P.N. L1174

-  Prolunghe per tubi idraulici (2 mt.) installazione incasso
-  Extensions for hydraulic hoses (2 m) in-ground installation

### P.N. L1139

-  Prolunghe per tubi idraulici (2 mt.) installazione pavimento
-  Extensions for hydraulic hoses (2 m) above-ground installation



# SOLLEVATORI A FORBICE | SCISSOR LIFTS

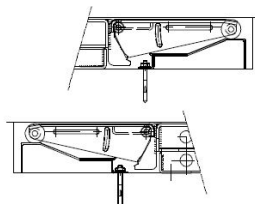


## SRMC





### P.N. L1274

-  Kit telaio ad incasso
-  In-ground frame kit





### P.N. L1484



-  Kit scivoli per incasso (4 pz.)
-  In-ground ramp roll-off kit (4 pcs.)





### P.N. L14491

-  Kit rampe ausiliarie per veicoli bassi (4 pz)
-  Auxiliary ramps kit for low vehicles (4 pcs.) Cross beam

### P.N. L1174

-  Prolunghe per tubi idraulici (2 mt.) installazione incasso
-  Extensions for hydraulic hoses (2 m) in-ground installation



### P.N. L1139

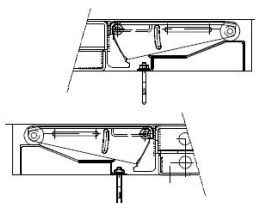
-  Prolunghe per tubi idraulici (2 mt.) installazione pavimento
-  Extensions for hydraulic hoses (2 m) above-ground installation

## SREC





### P.N. L1274

-  Kit telaio ad incasso
-  In-ground frame kit





### P.N. L1484



-  Kit scivoli per incasso (4 pz.)
-  In-ground ramp roll-off kit (4 pcs.)





### P.N. L14491

-  Kit rampe ausiliarie per veicoli bassi (4 pz)
-  Auxiliary ramps kit for low vehicles (4 pcs.) Cross beam

### P.N. L1174

-  Prolunghe per tubi idraulici (2 mt.) installazione incasso
-  Extensions for hydraulic hoses (2 m) in-ground installation

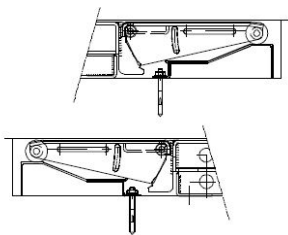
### P.N. L1139

-  Prolunghe per tubi idraulici (2 mt.) installazione pavimento
-  Extensions for hydraulic hoses (2 m) above-ground installation


# SOLLEVATORI A FORBICE | SCISSOR LIFTS




## SRE/S





### P.N. L1484

 Kit scivoli per incasso (4 pz.)

 In-ground ramp roll-off kit (4 pcs.)

### P.N. L1356


 Kit telaio ad incasso


 In-ground ramp roll-off kit (4 pcs.)

## SR40





### P.N. L14491

 Kit rampe ausiliarie per veicoli bassi (4 pz.)


 Auxiliary ramps kit for low vehicles (4 pcs.)


### P.N. L1174

 Prolunghe per tubi idraulici (2 mt.) installazione incasso


 Extensions for hydraulic hoses (2 m) in-ground installation


### P.N. L1139

 Prolunghe per tubi idraulici (2 mt.) installazione pavimento


 Extensions for hydraulic hoses (2 m) above-ground installation


### P.N. L1476

 Kit telaio ad incasso

 In-ground frame kit

### P.N. L1431

 Kit scivoli per incasso (4 pz.)

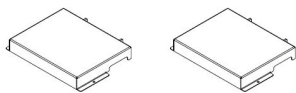
 In-ground ramp roll-off kit (4 pcs.)




# SOLLEVATORI A FORBICE | SCISSOR LIFTS




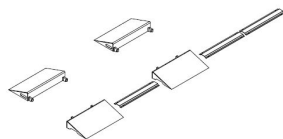
WP35R




## P.N. L1354


 Kit copertura spazio per incasso ( 2 pz )

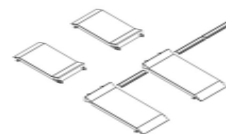
 Gap cover kit for in-ground installation (2 pcs)




## P.N. L1353


 Kit rampe corte a pavimento ( 4 pz )

 Short ramp kit, above-ground installation (4 pcs.)




## P.N. L1352


 Kit rampe lunghe a pavimento ( 4 pz )

 Long ramp kit, above-ground installation (4 pcs.)




## P.N. L1174

 Prolunghe per tubi idraulici (2 mt.) installazione incasso


 Extensions for hydraulic hoses (2 m) in-ground installation


## P.N. L983.1

 Traversa per veicoli speciali

 Crosspiece for special vehicles


## P.N. V965


 Tampone in gomma H=20

 Rubber lifting block H=20 each




## P.N. V924


 Tampone in gomma H=40

 Rubber lifting block H=40 each





## P.N. V925

 Tampone in gomma H=60


 Rubber lifting block H=60 each


## P.N. V926

 Tampone in gomma H=80

 Rubber lifting block H=80 each

## P.N. V998

 Tampone in gomma H=100

 Rubber lifting block H=100 each



# SOLLEVATORI A FORBICE | SCISSOR LIFTS





## Stratos S39





### P.N. V965

-  Tampone in gomma H=20
-  Rubber lifting block H=20 each

### P.N. V924



-  Tampone in gomma H=40
-  Rubber lifting block H=40 each

### P.N. V925



-  Tampone in gomma H=60
-  Rubber lifting block H=60 each





### P.N. V926

-  Tampone in gomma H=80
-  Rubber lifting block H=80 each

### P.N. V998



-  Tampone in gomma H=100
-  Rubber lifting block H=100 each

### P.N. L1385



-  Kit telaio ad incasso
-  In-ground frame kit



### P.N. L1174



-  Prolunghe per tubi idraulici (2 mt.) installazione incasso
-  Extensions for hydraulic hoses (2 m) in-ground installation

### P.N. L983



-  Traversa per veicoli speciali
-  Crosspiece for special vehicles

## WT40

### P.N. L9000249

-  Kit Ramp.ag.sport WT-WL-SAT 9005
-  Kit Ramp.ag.sport WT-WL-SAT 9005

### P.N. L13694

-  KIT RAMPE PAV.WT-WL FIS 9005B
-  Drive-on ramp kit for above-ground installation 1.5 m

# SOLLEVATORI A FORBICE | SCISSOR LIFTS

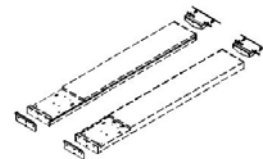


## SATURNUS EV45



### P.N. L983

- Traversa per veicoli speciali
- Crosspiece for special vehicles



### P.N. L14092

- Kit rampe salita con fermaruote fisso per installazione da incasso
- Drive-on ramp kit with fixed wheel stops for in-ground installation

### P.N. L9000149

- Kit rampe salita per installazione a pavimento 2mt
- Drive-on ramp kit for above-ground installation 2 m

### P.N. L13681


- Kit rampe salita per installazione da incasso
- Drive-on ramp kit for in-ground installation

- Prolunghe per tubi idraulici 2 mt. installazione pavimento

- MOT wheel alignment mechanical turntable kit


- Prolunghe per tubi idraulici 2 mt. installazione incasso

- Extensions for hydraulic hoses 2 m in-ground installation



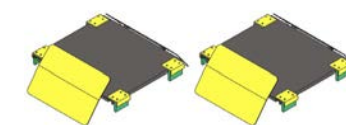
### P.N. V0164

- Kit piatti rotanti meccanici assetto MOT
- MOT wheel alignment mechanical turntable kit



### P.N. V0231

- Kit piatti rotanti meccanici assetto MOT INOX
- MOT wheel alignment mechanical turntable kit, stainless steel



### P.N. L1422

- Kit pedane QUAD
- QUAD platform kit

### P.N. L1437

- Kit illuminazione 24V LED
- LED illumination kit 24V

### P.N. L9000249

- Kit Ramp.ag.sport WT-WL-SAT 9005
- Kit Ramp.ag.sport WT-WL-SAT 9005



# SOLLEVATORI A FORBICE | SCISSOR LIFTS

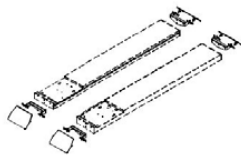


## SATURNUS EV50





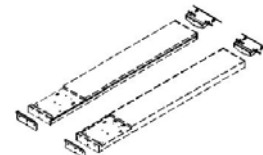
### P.N. L983

-  Traversa per veicoli speciali
-  Crosspiece for special vehicles





### P.N. L13681



-  Kit rampe salita per installazione da incasso
-  Drive-on ramp kit for in-ground installation





### P.N. L14092


-  Kit rampe salita con fermaruote fisso per installazione da incasso
-  Drive-on ramp kit with fixed wheel stops for in-ground installation


### P.N. L9000149

-  Kit rampe salita per installazione a pavimento 2mt
-  Drive-on ramp kit for above-ground installation 2 m

-  Prolunghe per tubi idraulici 2 mt. installazione pavimento



-  Extensions for hydraulic hoses 2 m above-ground installation


-  Prolunghe per tubi idraulici 2 mt. installazione incasso

-  Extensions for hydraulic hoses 2 m in-ground installation





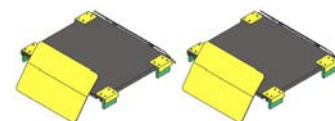
### P.N. V0164

-  Kit piatti rotanti meccanici assetto MOT
-  MOT wheel alignment mechanical turntable kit





### P.N. V0231



-  Kit piatti rotanti meccanici assetto MOT INOX
-  MOT wheel alignment mechanical turntable kit, stainless steel





### P.N. L1422

-  Kit pedane QUAD
-  QUAD platform kit

### P.N. L1437

-  Kit illuminazione 24V LED
-  LED illumination kit 24V


### P.N. L9000249


-  Kit Ramp.ag.sport WT-WL-SAT 9005
-  Kit Ramp.ag.sport WT-WL-SAT 9005

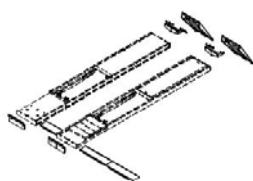
# SOLLEVATORI A FORBICE | SCISSOR LIFTS




## SATURNUS 40R


 Prolunghe per tubi idraulici 2 mt.  
installazione pavimento

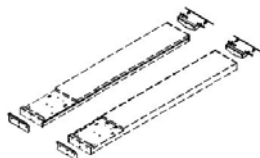
 Extensions for hydraulic hoses 2 m  
above-ground installation




### P.N. L14012


 Kit rampe salita per installazione a  
pavimento 1mt


 Drive-on ramp kit for above-ground  
installation 1 m




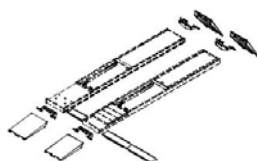
### P.N. L14092

 Kit rampe salita con fermaruote fisso  
per installazione da incasso


 Drive-on ramp kit with fixed wheel  
stops for in-ground installation


 Prolunghe per tubi idraulici 2 mt.  
installazione incasso

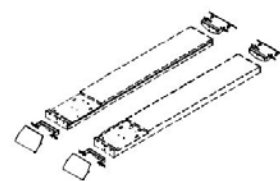
 Extensions for hydraulic hoses 2 m  
in-ground installation




### P.N. L1403


 Kit rampe salita e discesa per  
installazione a pavimento 1mt

 Drive-on and drive-off ramp kit for abo-  
ve-ground installation 1 m





### P.N. L13681

 Kit rampe salita per installazione  
da incasso

 Drive-on ramp kit for in-ground  
installation

### P.N. L9000249


 Kit Ramp.ag.sport Wtwlsat 9005


 Kit Ramp.ag.sport Wtwlsat 9005


# SOLLEVATORI A FORBICE | SCISSOR LIFTS




## SATURNUS 50R


 Prolunghe per tubi idraulici 2 mt. installazione pavimento


 Extensions for hydraulic hoses 2 m above-ground installation

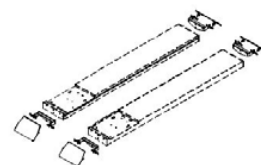
 Prolunghe per tubi idraulici 2 mt. installazione incasso

 Extensions for hydraulic hoses 2 m in-ground installation


### P.N. L1437


 Tampone in gomma H=60

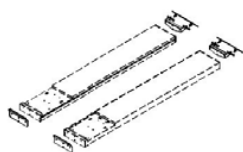
 Rubber lifting block H=60 each




### P.N. L14012


 Kit rampe salita per installazione a pavimento 1mt

 Drive-on ramp kit for above-ground installation 1 m





### P.N. L1403

 Kit rampe salita e discesa per installazione a pavimento 1mt


 Drive-on and drive-off ramp kit for above-ground installation 1 m


### P.N. L13681

 Kit rampe salita per installazione da incasso

 Drive-on ramp kit for in-ground installation

### P.N. L14092

 Kit rampe salita con fermaruote fisso per installazione da incasso

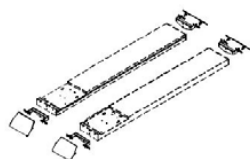
 Drive-on ramp kit with fixed wheel stops for in-ground installation

### P.N. L9000249


 Kit Ramp.ag.sport WT-WL-SAT9005


 Kit Ramp.ag.sport WT-WL-SAT 9005

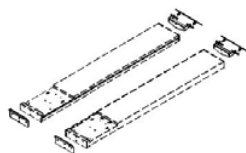
## WX60




### P.N. L13681


 Kit rampe salita per installazione da incasso

 Drive-on ramp kit for in-ground installation





### P.N. L14092


 Kit rampe salita con fermaruote fisso per installazione da incasso


 Drive-on ramp kit with fixed wheel stops for in-ground installation


### P.N. L9000149


 Kit rampe salita per installazione a pavimento 2mt

 Drive-on ramp kit for above-ground installation 2 m


 Prolunghe per tubi idraulici 2 mt. installazione pavimento


 Extensions for hydraulic hoses 2 m above-ground installation

 Prolunghe per tubi idraulici 2 mt. installazione incasso

 Extensions for hydraulic hoses 2 m in-ground installation

### P.N. L1506

 K Al.tubi WX60ATLT Mt.3


 K Al.pipes WX60ATLT Mt.3


# SOLLEVATORI A FORBICE | SCISSOR LIFTS




## TRUCK100


### P.N. L1959


 Kit rampe salita per installazione da incasso


 Drive-on ramp kit for in-ground installation

### P.N. L1958

 Kit rampe a pavimento L=2500 mm (2 pz.)


 Above-ground ramp kit L=2500 mm (2 pcs.)


 Kit illuminazione LED 24V per TRUCK

 LED illumination kit 24V


## TRUCK200


### P.N. L1959

 Kit rampe salita per installazione da incasso


 Drive-on ramp kit for in-ground installation

### P.N. L1958

 Kit rampe a pavimento L=2500 mm (2 pz.)

 Above-ground ramp kit L=2500 mm (2 pcs.)


 Kit illuminazione LED 24V per TRUCK


 LED illumination kit 24V

## 263



### P.N. V1193


 Kit rampe ausiliarie per veicoli bassi (4 pz.)

 Auxiliary ramps kit for low vehicles (4 pcs.)





### P.N. V976

 Kit ruote per spostamento (4 pz.)

 Movement wheels kit (4 pcs.)


### P.N. V1098


 Kit copertura incasso

 In-ground cover kit



### P.N. V1132


 Kit traverse per veicoli speciali (2 pz.)


 Crosspieces kit for special vehicles (2 pcs.)

## 263B HS



### P.N. V1193


 Kit rampe ausiliarie per veicoli bassi (4 pz.)

 Auxiliary ramps kit for low vehicles (4 pcs.)





### P.N. V976

 Kit ruote per spostamento (4 pz.)

 Movement wheels kit (4 pcs.)

### P.N. V1153

 Kit copertura incasso


 In-ground cover kit


# SOLLEVATORI A FORBICE | SCISSOR LIFTS



## 263-35 HS

### P.N. V1186


 Kit copertura incasso


 In-ground cover kit

## 260B



### P.N. V1185

 Set 4 bracci orientabili con bloccaggio automatico

 Set of 4 adjustable arms with automatic locking

## WML




### P.N. V1728


 POMPA WML/P Pompa a pedale

 PUMP WML/P Foot pump




### P.N. V068


 POMPA UPF252 250 bar Pompa pneumoidraulica


 PUMP UPF252 250 bar Pneumatic-hydraulic pump




### P.N. V1717


 WMLC 250 bar Centralina elettroidraulica WMLC 230/50 1PH

 WMLC 250 bar Electrohydraulic power unit WMLC 230/50 1PH




### P.N. V2535


 W6017 . . . 1PZ. Kit morsa manuale WML

 W6017 . . . 1PC. WML manual clamp kit




### P.N. V2543


 W6019 '14 . . . . 1PZ. Kit morsa pneumatica WML

 W6019 '14 . . . . 1PC. WML pneumatic clamp kit




### P.N. V1797


 Kit rampa centrale e fermaruota

 Central ramp and wheel stop kit



### P.N. V2519

 NOVA25 Equilibratrice statica

 NOVA25 Static wheel balancer



# SOLLEVATORI CARROZZERIA

*BODYSHOP LIFTS*




# SOLLEVATORI CARROZZERIA | BODYSHOP LIFTS




## RPK25/B




### P.N. L1276


 Kit rampe ausiliare

 Auxiliary ramps kit

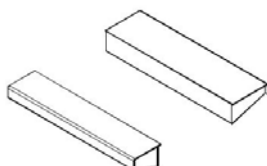
## 260 IM IA

### P.N. L1380


 Kit incasso 261 IM-IA 4 bracci


 In-ground kit 261 IM-IA 4 arms

## GTX186




### P.N. L1336


 Kit copertura anteriore e posteriore  
per installazione ad incasso

 Front and rear cover kit for in-ground  
installation

## GTX186B

### P.N. B6657

 Pulsantiera comando remoto via  
cavo palmare

 Remote control via cabled  
handhold push-button panel


# SOLLEVATORI CARROZZERIA | BODYSHOP LIFTS


---



## GTX186C


### P.N. B1754


 Pulsantiera comando remoto via cavo palmare

 Remote control via cabled handhold push-button panel


## GTX186 ATEX


### P.N. B2605

 Pulsantiera comando remoto via palmare

 Remote control via handhold push-button panel

### P.N. B2606

 Pulsantiera comando remoto palmare

 Remote control handhold push-button panel

# GRU – PRESSE

*CRANES – HYDRAULIC PRESSES*




# GRU - PRESSE | CRANES - HYDRAULIC PRESSES




## PR10-PR50



### P.N. T988


 Kit comando a pedale


 Pedal control kit

## PR10PM




### P.N. T999


 Kit piastra cacciaspine + 6 punzoni + scatola

 Kit with pin extractor plate + 6 punches + box




### P.N. T989


 Piastra cacciaspine

 Pin extractor plate



### P.N. T943


 Kit punzoni 6 pezzi


 Tyre valve stem fast approach kit

## PR15PM





### P.N. T1000

 Kit piastra cacciaspine + 6punzoni + scatola


 Kit with pin extractor plate + 6 punches + box


### P.N. T944

 Kit punzoni 6 pezzi

 Set of 6 punches


### P.N. T990


 Piastra cacciaspine

 Pin extractor plate


## PR20PM


### P.N. T997

 Kit piastra cacciaspine + 6punzoni + scatola


 Kit with pin extractor plate + 6 punches + box


### P.N. T990

 Piastra cacciaspine

 Pin extractor plate

### P.N. T945


 Kit punzoni 6 pezzi


 Set of 6 punches




## PR25PM - PR30PM


### P.N. T995

 Kit piastra cacciaspine + 6punzoni + scatola


 Kit with pin extractor plate + 6 punches + box


### P.N. T991

 Piastra cacciaspine

 Pin extractor plate


### P.N. T946


 Kit punzoni 6 pezzi

 Set of 6 punches


## PR50PM


### P.N. T998

 Kit piastra cacciaspine + 6punzoni + scatola


 Kit with pin extractor plate + 6 punches + box


### P.N. T992

 Piastra cacciaspine

 Pin extractor plate


### P.N. T947


 Kit punzoni 6 pezzi

 Set of 6 punches


## PR20PM/S


### P.N. T1002

 Kit piastra cacciaspine + 6punzoni + scatola


 Kit with pin extractor plate + 6 punches + box


### P.N. T911

 Piastra cacciaspine

 Pin extractor plate


### P.N. T946


 Kit punzoni 6 pezzi

 Set of 6 punches


## PR30PM/S


### P.N. T1001

 Kit piastra cacciaspine + 6punzoni + scatola


 Kit with pin extractor plate + 6 punches + box


### P.N. T912

 Piastra cacciaspine

 Pin extractor plate

### P.N. T947

 Kit punzoni 6 pezzi


 Set of 6 punches


# GRU - PRESSE | CRANES - HYDRAULIC PRESSES




## PR50PM/S


### P.N. T996

 Kit piastra cacciaspine + 6punzoni + scatola


 Kit with pin extractor plate + 6 punches + box


### P.N. T1003

 Kit punzoni 6 pezzi

 Pin extractor plate


### P.N. T913


 Piastra cacciaspine

 Pin extractor plate


## PRM50


### P.N. T913

 Piastra cacciaspine

 Pin extractor plate

### P.N. T1045


 Kit reti protezione


 Protective mesh kit

## PR10B PM




### P.N. T989


 Piastra cacciaspine

 Pin extractor plate


## PRM100


### P.N. T941

 Piastra cacciaspine


 Pin extractor plate


### P.N. T948

 Kit punzoni 6 pezzi

 Set of 6 punches

### P.N. T1046


 Kit reti protezione


 Protective mesh kit



## PRM50PM


### P.N. T1003


 Kit punzoni 6 pezzi

 Set of 6 punches


## PRM150

### P.N. T948

 Kit punzoni 6 pezzi

 Set of 6 punches


### P.N. T1046

 Kit reti protezione

 Protective mesh kit

## PRM100PML-PRM150PML


### P.N. T1047


 Kit reti protezione

 Protective Mesh Kit

## PRM200PML

### P.N. T1048

 Kit reti protezione

 Protective mesh kit



**CRIC**

*JACKS*







## CRIC PNEUMATICI PORTATILI




### P.N. CR902


 PL50 Prolunga 50mm

 PL50 Extension 50 mm



### P.N. CR903


 PL102 Prolunga 100mm


 PL102 Extension 100 mm

## W114 - W109 - W110\* - W210\*




### P.N. CR904


 W115. . .300 kg Supporto orientabile per sollevatori.

 W115. . .300 kg Adjustable support for wheel lifts.




### P.N. CR906


 W115/5. . .500 kg Supporto orientabile per sollevatori.

 W115/5. . .500 kg Adjustable support for wheel lifts.

## WJH3T- WJH5T - WJH8T - WJH10T

### P.N. CD0600


 Kit 2 ruote pneumatiche


 Kit of 2 pneumatic wheels




WJC2T-C - WJF2T-F - WJH1,5T-HC - WJH2T-HC


## P.N. CD0601

 Kit ruote gemellate


 Dual wheels kit


## P.N. CD0602

 Tampone di sollevamento in gomma


 Rubber lifting block


## P.N. CD0603

 Piattello di sollevamento +40mm  
2t e 3t

 Lifting pad +40 mm 2t and 3t

## P.N. CD0604

 Piattello di sollevamento +40mm 6t

 Lifting pad +40 mm 6t

# SMONTAGOMME

## TYRE CHANGERS



# SMONTAGOMME | TYRE CHANGERS



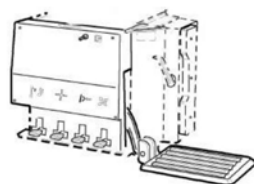
## TITANIUM



### P.N. H647

Assistant H TITANIUM-Braccio operante


Assistant H TITANIUM-Operating arm  
PL50 Extension 50 mm



### P.N. H649

Sollevaruote

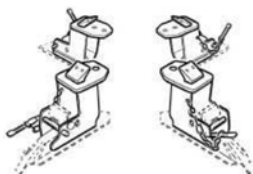
Wheel lift



### P.N. H910

RULLIERA - ROLLER Supporto per orientamento ruote in fase di Stallonatura.

ROLLER BOARD Wheel orientation support for bead breaking operations.



### P.N. H915

Kit morsetti per ruote moto 6"-23" (TITANIUM)

Clamp kit for motorcycle wheels 6"-23" (TITANIUM)



### P.N. H916

Kit cambio rapido utensile TITANIUM

Quick tool change kit TITANIUM



### P.N. H941

Utensile in plastica

Plastic tool



### P.N. H929

Inserto utensile (10 pz)

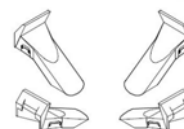
Tool insert (10 pcs.)



### P.N. H930

Protezione utensile (10 pz)

Tool protector (10 pcs.)



### P.N. H931

Protezione morsetti per cerchi in lega (8 pz)

Alloy rim clamp protector (8 pcs.)



### P.N. H932

Protezione plastica leva alzatalлоне (4 pz)

Plastic bead lever protector (4 pcs.)



### P.N. H933

Protezione paletta (4 pz)

Bead breaker tyre/rim protector (4 pcs.)



### P.N. H937

Portaoggetti

Tool holder


# SMONTAGOMME | TYRE CHANGERS




## URANUS




**P.N. H716**


 Utensile Bike

 Bike Tool




**P.N. H717**


 Distanziale Stallonatore Bike

 Bike Bead Breaker Spacer




**P.N. H719**


 Premitalлоне Bike

 Bike Bead Presser




**P.N. H726**


 Protezione Pala Stallonatore

 Bead Breaker Blade Protector




**P.N. H733**


 Anello Memoria

 Memory Ring




**P.N. H734**


 Premitalлоне Standard

 Standard Bead Presser



**P.N. H735**


 Premitalлоне Esteso

 Extended Bead Presser




**P.N. H736**


 Cono Pressione Uranus

 Pressure Cone Uranus




**P.N. H737**


 Kit Inflator

 Inflator Kit



**P.N. H738**

 Solleva Ruota Lift90

 Wheel Lift Lift90


# SMONTAGOMME | TYRE CHANGERS




## URANUS TC20




### P.N. H718

 Kit Adattatori Bike (4 Pezzi-4 Pcs)

 Adapter Kit Bike (4 Pcs)




### P.N. H720

 Kit Adattatore Scooter (4 Pezzi-4 Pcs)

 Adapter Kit Scooter (4 Pcs)




### P.N. H725


 Kit Protezione Griffe

 Jaw Protection Kit




### P.N. H722


 Protezione Utensile Posteriore

 Rear Tool Protector




### P.N. H723


 Kit Protezione Utensile Anteriore

 Front Tool Protection Kit




### P.N. H724


 Utensile in plastica

 Plastic tool




### P.N. H727


 Protezione Utensile

 Tool Protector



### P.N. H732

 Assistant "S"

 Assistant "S"


# SMONTAGOMME | TYRE CHANGERS




## URANUS TC22




### P.N. H722


 Protezione Utensile Posteriore

 Rear Tool Protector




### P.N. H723

 Kit Protezione Utensile Anteriore

 Front Tool Protection Kit




### P.N. H724


 Utensile Plastica

 Plastic Tool




### P.N. H727


 Protezione Utensile

 Tool Protector




### P.N. H732

 Assistant "S"

 Assistant "S"



### P.N. H728


 Kit Protezione Griffa

 Jaw Protection Kit




### P.N. H721

 Kit Adatt.bike-Scooter

 Adapter Kit Bike-Scooter



### P.N. H729

 Kit Protezione Griffa

 Jaw Protection Kit




# SMONTAGOMME | TYRE CHANGERS




## URANUS TC24




### P.N. H722


 Protezione Utensile Posteriore

 Rear Tool Protector




### P.N. H723


 Kit Protezione Utensile Anteriore

 Front Tool Protection Kit




### P.N. H724

 Utensile Plastica

 Plastic Tool




### P.N. H727


 Protezione Utensile

 Tool Protector




### P.N. H732

 Assistant "S"

 Assistant "S"



### P.N. H728


 Kit Protezione Griffe

 Jaw Protection Kit




### P.N. H721

 Kit Adatt.bike-Scooter

 Adapter Kit Bike-Scooter



### P.N. H729

 Kit Protezione Griffe

 Jaw Protection Kit


# SMONTAGOMME | TYRE CHANGERS



## URANUS TC28L




### P.N. H731

 Protezione Utensile

 Tool Protector Kit




### P.N. H730

 Kit Protezione Utensile

 Tool Protection Kit



### P.N. H728

 Kit Protezione Griffe

 Jaw Protection Kit




### P.N. H721


 Kit Adatt.bike-Scooter

 Adapter Kit Bike-Scooter



### P.N. H729


 Kit Protezione Griffe


 Jaw Protection Kit

## TITANIUM1000




### P.N. H991


 Serie 4 protezioni morsetti per cerchi in lega

 Set of 4 alloy rim clamp protectors




### P.N. H992


 Pinza per cerchi in lega

 Alloy rim pliers




### P.N. H924


 Set 4 estensioni 56 pollici

 Set of 4 extensions 56 inch



### P.N. H923

 Utensile a rullo per tubeless

 Roller tool for tubeless tyres

# SMONTAGOMME | TYRE CHANGERS



## TITANIUM2000



### P.N. H993

🇮🇹 Serie 4 protezioni morsetti per cerchi in lega

🇬🇧 Set of 4 alloy rim clamp protectors



### P.N. H924

🇮🇹 Set 4 estensioni 56 pollici

🇬🇧 Set of 4 extensions 56 inch



### P.N. H992

🇮🇹 Pinza per cerchi in lega

🇬🇧 Alloy rim pliers



### P.N. H923

🇮🇹 Utensile a rullo per tubeless

🇬🇧 Roller tool for tubeless tyres

## URANUS HD52



### P.N. H744

🇮🇹 Serie 4 protezioni morsetti per cerchi in lega

🇬🇧 Set of 4 alloy rim clamp protectors



### P.N. H745

🇮🇹 Kit 4 adattatore riduzione griffe 80mm.

🇬🇧 Kit of 4 jaw reduction adapters 80 mm.



### P.N. H746

🇮🇹 Kit 4 prolunghe 56"

🇬🇧 Kit of 4 extensions 56"

## URANUS HD56



### P.N. H747

🇮🇹 Serie 6 protezioni morsetti per cerchi in lega

🇬🇧 Set of 6 alloy rim clamp protectors



### P.N. H748

🇮🇹 Kit 6 adattatore riduzione griffe 80mm

🇬🇧 Kit of 6 jaw reduction adapters 80 mm



### P.N. H749

🇮🇹 Kit 6 prolunghe

🇬🇧 Kit of 6 extensions

# BILANCIATRICI

*WHEEL BALANCER*





# BILANCIATRICI | WHEEL BALANCER



## OLIMP2500





**P.N. V1115**

-  Flangia universale D40
-  Universal flange D40





**P.N. V1116**

-  Flangia ruote moto D40
-  Motorcycle wheel flange D40





**P.N. V1117**

-  Kit con furgone D40
-  Van kit D40



## OLIMP TRUCK



**P.N. V1187**

-  Flangia OLIMP TRUCK
-  OLIMP TRUCK flange



**P.N. V1870**

-  Cono grande 280mm OLIMP TRUCK
-  Large cone 280mm OLIMP TRUCK

## MERCURE





**P.N. V1205**



-  Cono 4wd Mercure 88-132mm
-  4wd Cone Mercure 88-132mm



**P.N. V1206**



-  Cono Furgoni Mercure 120-172mm
-  Van Cone Mercure 120-172mm

**P.N. V1207**

-  Distanziale Per V1206 Mercure
-  Spacer For V1206 Mercure





**P.N. V1208**

-  Kit Coni 4wd Furgoni Mercure 88-174mm
-  4wd Van Cone Kit Mercure 88-174mm





**P.N. V1209**

-  Solleva Ruote Mercure
-  Mercure Wheel Lift





**P.N. V1210**

-  Flangia Ruote Moto Mercure
-  Mercure Motorcycle Wheel Flange





**P.N. V1211**

-  Bracc.estern.3d Mercure100
-  Extern.arm 3d Mercure 100



**P.N. V1896**

-  Kit Sonar "L"
-  "L" Sonar Kit


# BILANCIATRICI | WHEEL BALANCER




## ALPHA




### P.N. V1173

 Kit coni furgone D40 4WD

 Van cone kit D40 4WD




### P.N. V1177


 Flangia ruote moto

 Motorcycle wheel flange




### P.N. V1178


 Flangia universale D40

 Universal flange D40



### P.N. 033

 Pinza per piombi

 Wheel balancing weight pliers

# ASSETTI



## WHEEL ALIGNERS



### SEROS 9002 3D





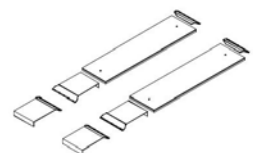
#### P.N. V1203

-  Barra di taratura
-  Calibration bar





#### P.N. W7160

-  CD-ROM per aggiornamento banca dati
-  CD-ROM for database update



#### P.N. T1052

-  Kit allineamento ruote sopra pavimento 6 ton
-  Above-ground wheel alignment kit, 6 tons

# ARIA CONDIZIONATA

## *A/C REFILL STATIONS*





# ARIA CONDIZIONATA | A/C REFILL STATIONS




AC960.15-AC1000.15

AC960.15-AC1000.15





**P.N. F0600**

 WTF50018 Aggiornamento banca dati USB


 WTF50018 USB database update


**P.N. F0716**

 Stampante

 Printer

**P.N. F0728**


 Kit riscaldamento anticondensa

 Anti-condensation heating kit

OPTIONAL PER SISTEMI AC




**P.N. 0676**


 WTF50022 Cercafughe elettronico

 WTF50022 Electronic leak detector



**P.N. F0729**


 WTF50023 Bombola d'Azoto/Idrogeno 1L (conf. da 6 pz.)

 WTF50023 Nitrogen/Hydrogen canister 1L (package of 6 pcs.)




**P.N. 0621**


 WTF50008 Kit Cercafughe Azoto

 WTF50008 Nitrogen Leak Detector Kit




**P.N. F0687**

 WTF50009 Bottiglia Azoto 6pz

 WTF50009 Nitrogen Bottle 6pcs




**P.N. 0677**


 WTF50024 Cercafughe Elettronico

 WTF50024 Electronic Leak Detector




**P.N. 0678**


 WTF50025 Cercafughe Elettronico

 WTF50025 Electronic Leak Detector




**P.N. 0679**


 WTF50026 Kit Diagnosi E Filtraggio

 WTF50026 Diagnosis And Filtering Kit




**P.N. 0680**


 WTF50027 Lampada Uv 60w Con Testa Rotante

 WTF50027 Uv Light 60w With Rotating Head



**P.N. 0681**

 WTF50028 Lampada Uv Batteria

 WTF50028 Uv Light Battery

# ARIA CONDIZIONATA | A/C REFILL STATIONS



## OPTIONAL PER SISTEMI AC



### P.N. 0682 - for R-1234YF

WTF50029 Cercafughe Elettronico 1234yf

WTF50029 Electronic Leak Detector 1234yf



### P.N. 0683

WTF50030 Cercafughe Elettronico

WTF50030 Electronic Leak Detector



### P.N. 0124

WTF50038 Termometro Digitale

WTF50038 Digital Thermometer



### P.N. 0684

WTF50031 Termometro Infrarossi

WTF50031 Infrared Thermometer



### P.N. 0109

Riduzione bombola

Tank Reduction

### P.N. 0686

Adattatore

Adapter



### P.N. 0687

Adattatore

Adapter



### P.N. 0688

Adattatore

Adapter



### P.N. F0008 - HQ R134

Kit adattatori connessione rapida

Quick connection adapter kit



### P.N. F0009 - HQ R134

Kit adattatori connessione rapida

Quick connection adapter kit



### P.N. F0730 - R134

Kit adattatori connessione rapida

Quick connection adapter kit



### P.N. F0731 - R134

Kit adattatori connessione rapida

Quick connection adapter kit

# ARIA CONDIZIONATA | A/C REFILL STATIONS



## OPTIONAL PER SISTEMI AC



### P.N. F0563 - HQ R1234yf

Kit adattatori connessione rapida

Quick connection adapter kit



### P.N. F0564 - HQ R1234yf

Kit adattatori connessione rapida

Quick connection adapter kit



### P.N. F0732 - R1234yf

Kit adattatori connessione rapida

Quick connection adapter kit



### P.N. F0733 - HQ R1234yf

Kit adattatori connessione rapida

Quick connection adapter kit



### P.N. F0382 - R134

Tubo flessibile 3mt BP

Hose 3 m BP



### P.N. F0381 - R134

Tubo flessibile 3mt AP

Hose 3 m AP



### P.N. F0559 - R1234yf

Tubo flessibile 3mt BP

Hose 3 m BP



### P.N. F0558 - R1234yf

Tubo flessibile 3mt AP

Hose 3 m AP



### P.N. F0734

Attacco rapido per BMW

Snap coupling per BMW



### P.N. F0735

Attacco rapido per Renault

Snap coupling per Renault



### P.N. F0736

Prolunga

Extension



### P.N. F0737

Prolunga


Extension




## OPTIONAL PER SISTEMI AC




### P.N. 0690


 WTF50033 Kit Lavaggio con Bombola AZOTO da 1L

 WTF50033 Flushing kit with 1L NITROGEN canister




### P.N. 0691


 WTF50034 Kit di adattatori conici

 WTF50034 Connector cone kit




### P.N. 0637


 WTF50013 Lavaggio plus+pompa

 WTF50013 Plus flushing system with pump




### P.N. F0738


 WTF50035 Liquido Lavaggio Non Infiammabile Da 1l (Conf. Da 2 Pz.)

 WTF50035 1l Cannister Of Non-Flammable Flushing Fluid (Pack Of 2)




### P.N. F0739


 WTF50036 Liquido Lavaggio Non Infiammabile Da 5l (Conf. Da 2 Pz.)

 WTF50036 5L can of NON-FLAMMABLE Flushing Fluid (pack of 2)



### P.N. 0692

 WTF50037 Kit spray lavaggio 600 ml con pistola lavaggio, tubo e adattatore

 WTF50037 600ml Flushing Spray Kit with flushing gun, tube and adapter

# ARIA CONDIZIONATA | A/C REFILL STATIONS




**AGA2812PRO**





**P.N. 0622**

 Kit raccordi OPTIONAL


 OPTIONAL fittings kit

**P.N. 0704**

 Kit raccordi SPECIALE per AISIN WARNER

 SPECIAL fittings kit for AISIN WARNER


**P.N. 0705**


 Kit raccordi SPECIALE per DSG

 SPECIAL fittings kit for DSG




**P.N. F0674**


 Raccordo WT23 ZF 8HP

 Fitting WT23 ZF 8 HP




**P.N. F0675**


 Raccordo WT24 JACTO JF

 Fitting WT24 JACTO JF




**P.N. F0673**


 Raccordo WT25 AISIN WA

 Fitting WT25 AISIN WA




**P.N. F0676**


 Raccordo WT26 POWER SH

 Fitting WT26 POWER SH




**P.N. F0740**


 Raccordo WT27 GENERAL

 Fitting WT27 GENERAL



**P.N. F0741**


 Raccordo WT28 MERCEDES


 Fitting WT28 MERCEDES

# ARIA CONDIZIONATA | A/C REFILL STATIONS




**P.N. F0742**


 Raccordo WT29 CHRYSLER

 Fitting WT29 CHRYSLER




**P.N. F0743**


 Aste di livello WT30

 Dipstick WT30




**P.N. F0744**


 Raccordo WT31 SPECIAL

 Fitting WT31 SPECIAL




**P.N. WL1803.1**


 Kit anello per imbuto

 Funnel ring kit




**P.N. 0671**


 Kit raccogli olio

 Oil collection kit



**P.N. F0745**

 Banca dati


 Database


# CENTRAFARI

## HEADLIGH TESTER





### CENTRAFARI

 Kit Rotaie 4 M

 Rail Kit 4 m

#### P.N. PH2010KAM

 Sistema di autolivellamento elettronico

 Electronic self-leveling system


# PROVAGIOCHI

*PLAY DETECTORS*






# PROVAGIOCHI | PLAY DETECTORS



## P.N. L1285

 **PG4M RIB/P/T** Provagiochi 4 movimenti ribassato ad incasso


 **PG4M RIB/P/T** In-ground low profile 4-movement play detector




## P.N. L1297


 **PG4M RIB/SP/T** Provagiochi 4 movimenti ribassato sopra pavimento

 **PG4M RIB/SP/T** Above-ground low profile 4-movement play detector




## P.N. L1168

 **547INC** Provagiochi ad incasso (VOSA)

 **547INC** In-ground play detector (VOSA)





## P.N. L1324

 **547SPF** Provagiochi PGB ad incasso 2 movimenti

 **547SPF PGB** 2-movement in-ground play detector


## P.N. L1133

 **547** PROVAGIOCHI 2M RIB.JC W/O 4C

 **547** PLAY DETECTOR 2M LOW PROF.JC W/O 4C


## P.N. B3977

 Kit telaio piatti rotanti per **547INC**

 Turntable frame kit for PG4M RIB/P/T and **547INC**


## P.N. L1287

 Kit prolunga cavo torcia 10mt per **PG4M RIB/SP/T**

 10 m lamp extension cord kit for **PG4M RIB/SP/T**

# TRAVERSE

## *JACKING BEAMS*



# TRAVERSE | JACKING BEAMS



FOR ALL



**P.N. L1211**  
🇮🇹 402M.3  
🇬🇧 402M.3



**P.N. L1212**  
🇮🇹 402M.4  
🇬🇧 402M.4



**P.N. L1213**  
🇮🇹 402M.5  
🇬🇧 402M.5



**P.N. L1214**  
🇮🇹 402M.6  
🇬🇧 402M.6



**P.N. L1215**  
🇮🇹 402M.7  
🇬🇧 402M.7



**P.N. L1216**  
🇮🇹 402M.8  
🇬🇧 402M.8



**P.N. L1221**  
🇮🇹 402P.3  
🇬🇧 402P.3



**P.N. L1222**  
🇮🇹 402P.4  
🇬🇧 402P.4



**P.N. L1223**  
🇮🇹 402P.5  
🇬🇧 402P.5



**P.N. L1225**  
🇮🇹 402P.7  
🇬🇧 402P.7



**P.N. L1226**  
🇮🇹 402P.8  
🇬🇧 402P.8



**P.N. L1229**  
🇮🇹 402P.8W  
🇬🇧 402P.8W


# TRAVERSE | JACKING BEAMS




FOR ALL


## P.N. L1551

 402/2M.3

 402/2M.3


## P.N. L1552

 402/2M.4


 402/2M.4


## P.N. L1553

 402/2M.5


 402/2M.5


## P.N. L1555

 402/2M.7

 402/2M.7

## P.N. L1556

 402/2M.8


 402/2M.8


## P.N. L1443

 402/2M.8W


 402/2M.8W


## P.N. L1561

 402/2P.3

 402/2P.3


## P.N. L1562

 402/2P.4


 402/2P.4


## P.N. L1563

 402/2P.5

 402/2P.5


## P.N. L1565

 402/2P.7


 402/2P.7


## P.N. L1566

 402/2P.8

 402/2P.8


## P.N. L1444


 402/2P.8W

 402/2P.8W



## P.N. L9168


 496M.3

 496M.3



## P.N. L9166

 496M.4

 496M.4



## P.N. L9167

 496M.5



 496M.5

# TRAVERSE | JACKING BEAMS




## FOR ALL





**P.N. L9179**  
 496M.7  
 496M.7





**P.N. L9181**  
 496M.8  
 496M.8





**P.N. L1445**  
 496M.8W  
 496M.8W





**P.N. L9175**  
 496P.3  
 496P.3



**P.N. L9174**  
 496P.4  
 496P.4





**P.N. L9176**  
 496P.5  
 496P.5





**P.N. L9180**  
 496P.7  
 496P.7





**P.N. L9182**  
 496P.8  
 496P.8





**P.N. L1446**  
 496P.8W  
 496P.8W





**P.N. L1231**  
 496/3M.3  
 496/3M.3





**P.N. L1232**  
 496/3M.4  
 496/3M.4





**P.N. L1233**  
 496/3M.5  
 496/3M.5





**P.N. L1235**  
 496/3M.7  
 496/3M.7



**P.N. L1236**  
 496/3M.8  
 496/3M.8



**P.N. L1447**  
 496/3M.8W  
 496/3M.8W


# TRAVERSE | JACKING BEAMS



FOR ALL



**P.N. L1481**

 496/3M.10


 496/3M.10


**P.N. L1241**

 496/3P.3


 496/3P.3

**P.N. L1242**

 496/3P.4


 496/3P.4

**P.N. L1243**

 496/3P.5


 496/3P.5

**P.N. L1245**

 496/3P.7

 496/3P.7


**P.N. L1246**

 496/3P.8

 496/3P.8



**P.N. L1448**

 496/3P.8W

 496/3P.8W

**P.N. L1478**

 496/3P.10

 496/3P.10


**P.N. L1251**

 403M.3

 403M.3




**P.N. L1252**


 403M.4

 403M.4



**P.N. L1253**

 403M.5

 403M.5



**P.N. L1255**


 403M.7

 403M.7




**P.N. L1256**


 403M.8

 403M.8



**P.N. L1442**


 403M.8W

 403M.8W



**P.N. L1259**

 403M.10

 403M.10

# TRAVERSE | JACKING BEAMS



FOR ALL



**P.N. L1261**

 403P.3

 403P.3



**P.N. L1262**

 403P.4

 403P.4



**P.N. L1263**

 403P.5

 403P.5



**P.N. L1265**

 403P.7

 403P.7



**P.N. L1266**

 403P.8

 403P.8




**P.N. L1441**

 403P.8W

 403P.8W





**P.N. L1482**

 403P.10

 403P.10

**P.N. L1143**

 404M.4

 404M.4

**P.N. L1140**

 404M.5

 404M.5

**P.N. L1145**

 404M.6

 404M.6

**P.N. L1141**

 404M.7


 404M.7


**P.N. L1142**

 404M.8

 404M.8

**P.N. L1144**

 404M.10

 404M.10

**P.N. L1153**

 404P.4

 404P.4

**P.N. L1150**

 404P.5

 404P.5

# TRAVERSE | JACKING BEAMS



FOR ALL

**P.N. L1151**

 404P.7

 404P.7

**P.N. L1152**

 404P.8


 404P.8

**P.N. L1156**

 404P.8W


 404P.8W

**P.N. L1154**

 404P.10

 404P.10

**P.N. L1936**

 406P.3T

 406P.3T

**P.N. L1933**

 406P.5

 406P.5

**P.N. L1934**

 406P.6

 406P.6

**P.N. L1938**

 406P.6R

 406P.6R

**P.N. L1935**

 406P.7

 406P.7

**P.N. L1937**

 406P.8

 406P.8


**P.N. L1939**

 406P.10

 406P.10


**P.N. L902 - .3 per / for 450LT-450ATLT**


 Kit attacco struttura completo 402-496.3

 Complete structure attachment kit 402-496.3





**P.N. L903 - .4 per / for 442LP-443-443JC-450JC 443ATLT-450AT 450AT/5450N/5-450JCB**

 Kit attacco struttura completo 402-496.4


 Complete structure attachment kit 402-496.4


**P.N. L1208 - .5 per / for 430-430BL-436**

 Kit attacco struttura completo 402-496.5

 Complete structure attachment kit 402-496.5

**P.N. L905 - .5 per / for 430-430BL-436**

 Kit attacco struttura completo 496/3-403.5

 Complete structure attachment kit 496/3-403.5





# TRAVERSE | JACKING BEAMS



## FOR ALL





### P.N. L1271 - .7 per / for SATURNUS EV45/50/JC vari-443ATLT48

-  Kit attacco struttura completo 402-496.7
-  Complete structure attachment kit 402-496.7





### P.N. L967 - .8 per / for 450 3DB vari



-  Kit attacco struttura completo 402-496.8
-  Complete structure attachment kit 402-496.8





### P.N. L1405 - .8W per / for SATURNUS 40R-50R

-  Kit attacco struttura completo 402-496.8W
-  Complete structure attachment kit 402-496.8W



### P.N. L1479 - .10 per / for 460-480-460JC

-  Kit attacco struttura completo 402-496.10
-  Complete structure attachment kit 402-496.10



### P.N. L1372 - .4 per / for 442LP-443-443JC-450JC 443ATLT-450AT-450AT/5 450N/5

-  Kit attacco struttura completo 404.4
-  Complete structure attachment kit 404.4



### P.N. L1181 - .5 per / for 430-430BL-436

-  Kit attacco struttura completo 404.5
-  Complete structure attachment kit 404.5



### P.N. L1197 - .7 per / for SATURNUS EV45/50/JC

-  Kit attacco struttura completo 404.7
-  Complete structure attachment kit 404.7



### P.N. L1183 - .8 per / for 450 3DB vari / various

-  Kit attacco struttura completo 404.8
-  Complete structure attachment kit 404.8



### P.N. L1384 - .10 per / for 460-480

-  Kit attacco struttura completo 404.10
-  Complete structure attachment kit 404.10



### P.N. L1425 - .3T per / for TRUCK

-  Kit attacco struttura completo 406.3T
-  Complete structure attachment kit 406.3T



### P.N. L1388 - .5 per / for 430-430BL-436

-  Kit attacco struttura completo 406.5
-  Complete structure attachment kit 406.5



### P.N. L1434 - .6R per / for 412

-  Kit attacco struttura completo 406.6R
-  Complete structure attachment kit 406.6R



### P.N. L1387 - .7 per / for vari/various

-  Kit attacco struttura completo 406.7
-  Complete structure attachment kit 406.7

### P.N. L1440 - .8 per / for 450 3DB vari

-  Kit attacco struttura completo 406.8
-  Complete structure attachment kit 406.8

### P.N. L1480 - .10 per / for 460-480

-  Kit attacco struttura completo 406.10
-  Complete structure attachment kit 406.10


# TRAVERSE | JACKING BEAMS




FOR ALL




## P.N. L1166


 Kit appoggi per traversa (2 pz.)

 Jacking beam contact point kit (2 pcs.)




## P.N. L1198


 Kit estensioni per tamponi di sollevamento (2 pz.) H=60

 Lifting block extension kit (2 pcs.) H=60




## P.N. L1296


 Supporto con n°6 appoggi H=15,40 e 85mm con sede per tamponi standard

 Support with 6 contact points H=15.40 and 85 mm with housing for standard lifting blocks





## P.N. L1302

 Tamponi in gomma H=35 2 pz


 Rubber lifting blocks H=35 (2 pcs.)


## P.N. L1303

 Tamponi in gomma H=60 2pz 406P.6

 Rubber lifting blocks H=60 (2 pcs.)

## P.N. L1304

 Tamponi in gomma H=80 2 pz

 Rubber lifting blocks H=80 (2 pcs.)

# NOTE



A series of horizontal lines for writing, filling most of the page.

# NOTE



A series of horizontal lines for writing, forming a ruled page.

# NOTE



A series of horizontal lines for writing, starting below the red line and extending to the bottom of the page.

# NOTE



A series of horizontal lines for writing, starting below the red line and extending to the bottom of the page. There are 24 lines in total, providing a structured space for notes.

# NOTE



A series of horizontal lines for writing, consisting of 25 evenly spaced lines extending across the width of the page.



Via F. Brunelleschi, 12 - 42124 Cadè (RE) Italy  
Tel. +39 0522 9431 +39 346 98 37 325 +39 98 37 443  
Fax + 39 0522 941997 • E-mail: [sales@wertherint.com](mailto:sales@wertherint.com)  
**wertherint.com**

Werther International  
is a member of BASE Group

**BASE**

**REL. 02.2022**  
[baseautomotive.com](http://baseautomotive.com)